

Sub Pump Piusi SQUAL Adblue

FEATURES

- HEAVY DUTY
- REGENERATIVE TURBINE
- INTEGRATED PRESSURE REGULATOR
- BUILT-IN NON RETURN VALVE

SQUALO35 is the first submersible pump for AdBlue® to have been especially developed and tested for distribution systems. A centrifugal pump fitted with a turbine regenerator with non-return valve and a built-in innovative pressure regulation system that optimises flow rate performance levels. Consistent flow rate and accuracy during delivery dramatically reduce energy consumption levels. The compact size and special pump design make for easy installation and near-complete emptying of the intended installation tank.

PERFORMANCE

UP TO
35 L/MIN

FLOW RATE

AC
VOLTAGE

POWER

30 MM

DEAD LEVEL



SQUALO35

PACKAGING

CODE	WEIGHT		PACKAGING		
	KG	LBS	MM	INCH	PCS/BOX
FO0206020	7	15,4	510X240X150	20X9,4X5,6	1

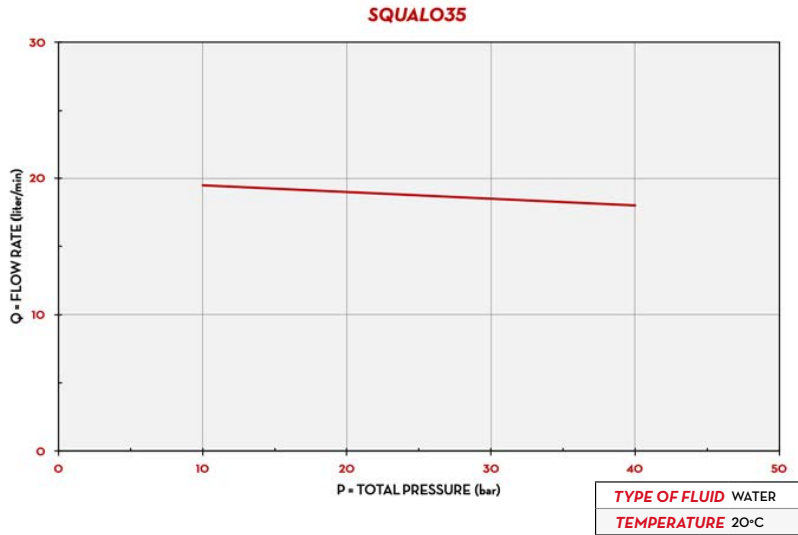
AUSTRALIA
+61 3 9775 1366
FUELCO.COM.AU

AFRICA
+27 (016) 421 8043
FUELCO-SA.COM

MENA
+ 971 4 232 4985
FUELCO.AE

Sub Pump Piusi SQUAL Adblue

CHART




IN THE BOX

- SQUALO35
- INSTRUCTION MANUAL

DETAILS



MESH STRAINER



5 METERS POWER CORD

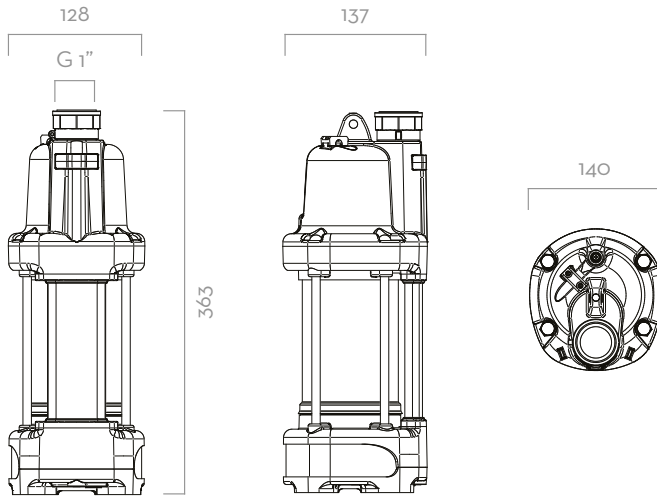


BUILT-IN NON RETURN VALVE



PRESSURE EQUALIZER

DIMENSIONS



Dimensions expressed in millimeters

MATERIALS

- BODY: STAINLESS STEEL/TECHNOPOLYMER
- TURBINE: TECHNOPOLYMER

TECHNICAL DATA

CODICE	DESCRIPTION	FLUIDS TYPE	WORKING PRESSURE	FLOW RATE		VOLTAGE		DEAD LEVEL	POWER CORD
				L/MIN	GPM	CA V/Hz CC V	WATT		
FOO206020	SQUALO35 230/50 TIMER		1,8 BAR 27 PSI	35	7,7	230/50	560	30 MM	5 M

SQUALO35